

DECREASES IN EMPLOYMENT AND UNEMPLOYMENT

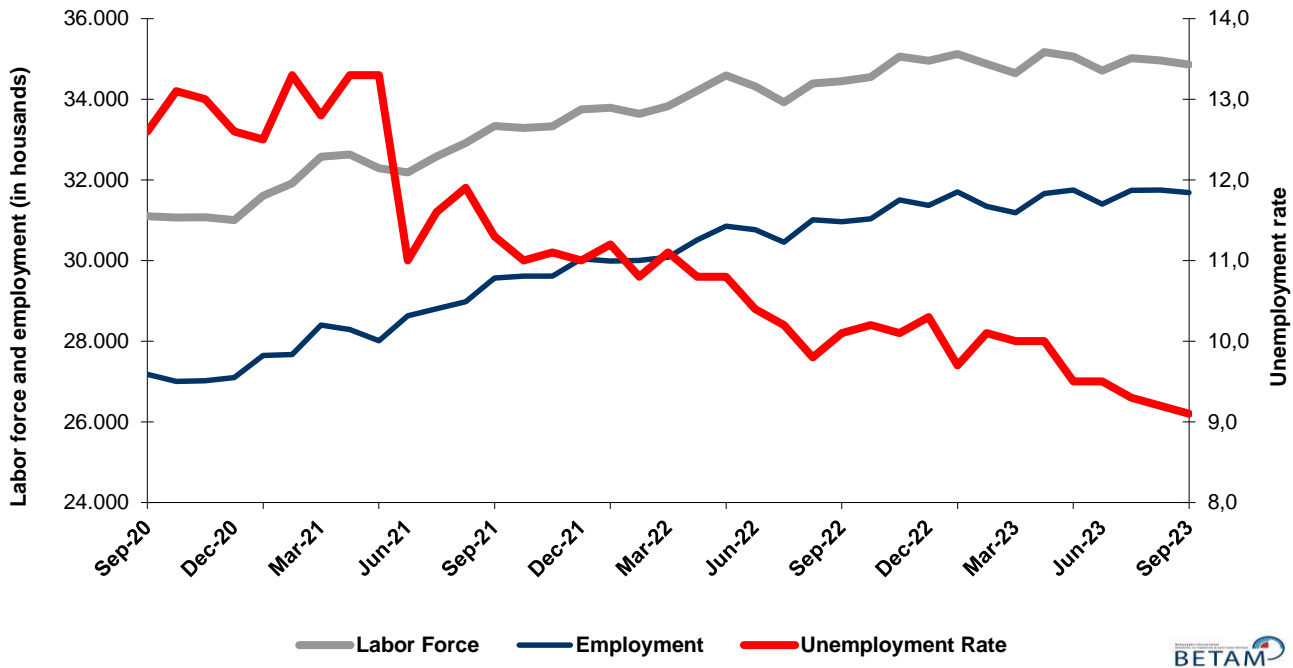
Seyfettin Gürsel*, Saliha Tanrıverdi**

Executive Summary

The decrease of 59,000 in employment, along with a decrease of 46,000 in the number of unemployed, resulted in a total labor force decrease of 105,000. The overall unemployment rate has decreased by 0.1 percentage points from August to September, reaching 9.1 percent.

The seasonally adjusted female unemployment rate decreased by 0.2 percentage points from August to September, reaching 12.3 percent, as a result of a 68,000 decrease in employment and a 40,000 decrease in the number of unemployed. On the other hand, the male unemployment rate remained at 7.5 percent in September, following a 9,000 increase in employment and a 5,000 decrease in the number of unemployed males. The female labor force level decreased by 109,000, while the male labor force level increased by 4,000. Consequently, the gender gap in unemployment rates decreased from 5 percentage points to 4.8 percentage points in September.

Figure 1: Seasonally adjusted labor force, employment, and unemployment



Source: Turkstat, Betam

Decrease in unemployment rate

According to seasonally adjusted data, the number of employed individuals decreased by 59,000, reaching 31.686 million from August to September. In September, the number of unemployed individuals decreased by 46,000, reaching 3.168 million. The labor force decreased by 105,000 and stands at 34.854 million (Figure 1, Table 1). As a result, the unemployment rate decreased by 0.1 percentage points from August to September, reaching 9.1 percent.

* Prof. Dr. Seyfettin Gürsel, Betam, Director, seyfettin.gursel@bau.edu.tr

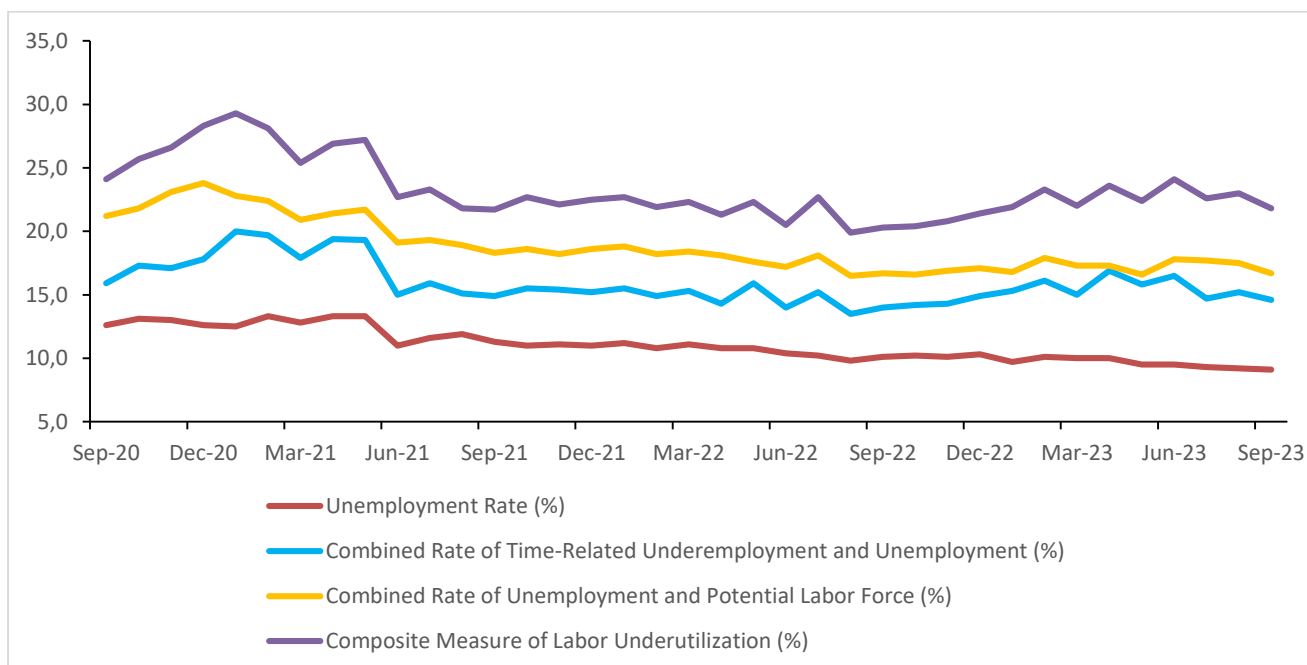
** Saliha Tanrıverdi, Betam, Research Assistant, saliha.tanriverdi@bau.edu.tr

Developments in the alternative unemployment rates

Box 1 reports the methods Turkstat uses to calculate the alternative unemployment rates. These measures consider both the time-related underemployment (those who are employed for less than 40 hours a week but would like to increase their working hours and fail to do so) and the potential labor force (the individuals who are neither employed nor looking for a job but wish to work).

According to seasonally adjusted data, the "overall unemployment rate" in September was 9.1 percent, while the unemployment rate considering the potential labor force decreased from 17.5 to 16.7 percent, with a decrease of 335,000 in the potential labor force. The unemployment rate accounting for time-related underemployment decreased by 0.6 percentage points to 14.6 percent. The composite measure of labor underutilization rate, which is a combination of the last two alternative rates, decreased by 1.2 percentage points to reach 21.8 percent (Figure 2, Table 2).

Figure 2: Headline Unemployment Rate and Supplementary Indicators for Labor Force

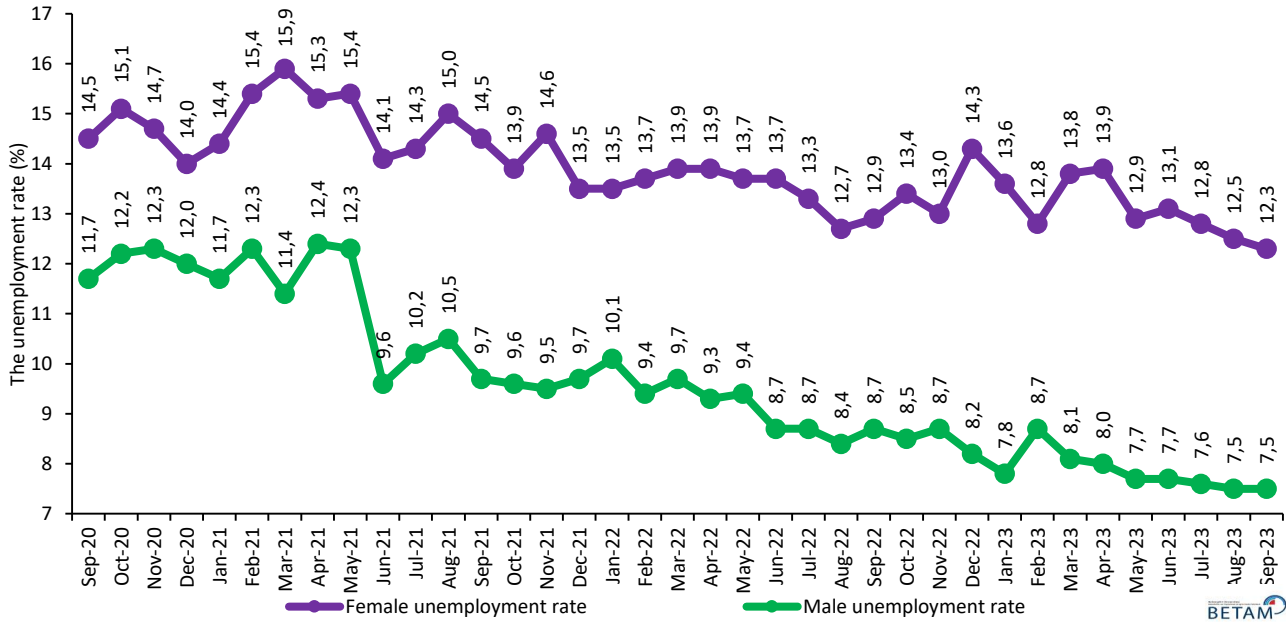


Source: Turkstat, Betam

Decrease in female employment

Figure 3 shows the seasonally adjusted unemployment rate for females and males. From August to September, the level of female employment decreased by 68,000, while the number of unemployed females decreased by 40,000, resulting in a net decrease of 109,000 in the labor force. The female unemployment rate also decreased by 0.2 percentage points, reaching 12.3 percent from August to September. In August, female employment had increased by 21,000, and the female unemployment rate had decreased from 12.8 percent to 12.5 percent. In September, male employment increased by 9,000, while the number of unemployed males decreased by 5,000, and the male unemployment rate stood at 7.5 percent. In August, male employment had decreased by 18,000. The male unemployment rate had also decreased by 0.1 percentage point, reaching 7.5 percent.

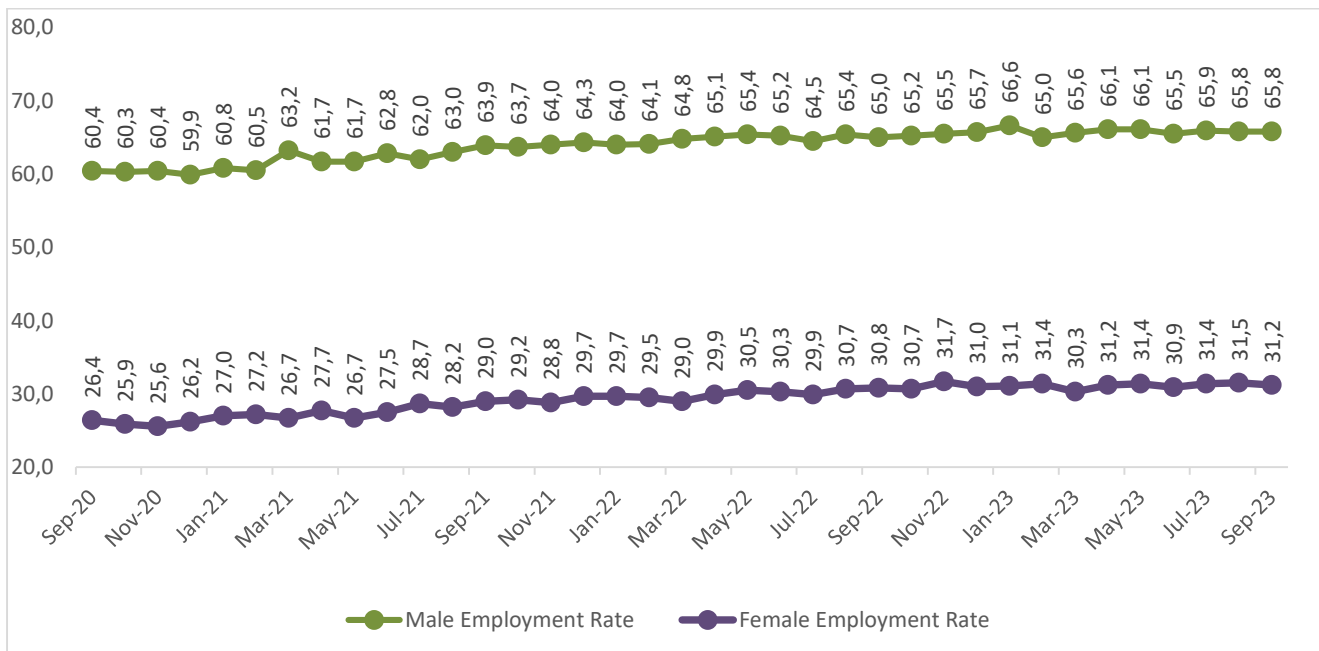
Figure 3: Seasonally adjusted unemployment rate by gender (%)



Source: Turkstat, Betam

The female employment rate increased by 0.3 percentage point to 31.2 percent as a result of the 68,000 decrease in employment, while the male employment rate stood at 65.8 percent (Figure 4).

Figure 4: Seasonally adjusted employment rate by gender (%)



Source: Turkstat, Betam

Table 1: Seasonally adjusted labor force indicators (in thousands)

	Labor Force	Employment	Unemployment	Unemployment Rate	Monthly Changes		
					Labor Force	Employment	Unemployment
September-20	31.099	27.174	3.925	12,6			
October-20	31.062	27.005	4.057	13,1	-37	-169	132
November-20	31.070	27.018	4.052	13,0	8	13	-5
December-20	31.004	27.096	3.908	12,6	-66	78	-144
January-21	31.601	27.646	3.955	12,5	597	550	47
February-21	31.911	27.671	4.240	13,3	310	25	285
March-21	32.573	28.397	4.176	12,8	662	726	-64
April-21	32.632	28.291	4.341	13,3	59	-106	165
May-21	32.286	28.007	4.279	13,3	-346	-284	-62
June-21	32.186	28.631	3.555	11,0	-100	624	-724
July-21	32.577	28.805	3.772	11,6	391	174	217
August-21	32.911	28.982	3.930	11,9	334	177	158
September-21	33.334	29.569	3.765	11,3	423	587	-165
October-21	33.287	29.612	3.675	11,0	-47	43	-90
November-21	33.330	29.615	3.715	11,1	43	3	40
December-21	33.746	30.040	3.707	11,0	416	425	-8
January-22	33.785	29.990	3.795	11,2	39	-50	88
February-22	33.637	30.004	3.633	10,8	-148	14	-162
March-22	33.823	30.079	3.743	11,1	186	75	110
April-22	34.204	30.513	3.691	10,8	381	434	-52
May-22	34.586	30.849	3.737	10,8	382	336	46
June-22	34.318	30.761	3.557	10,4	-268	-88	-180
July-22	33.920	30.455	3.465	10,2	-398	-306	-92
August-22	34.388	31.011	3.377	9,8	468	556	-88
September-22	34.442	30.963	3.479	10,1	54	-48	102
October-22	34.550	31.037	3.513	10,2	108	74	34
November-22	35.054	31.503	3.551	10,1	504	466	38
December-22	34.953	31.370	3.583	10,3	-101	-133	32
January-23	35.116	31.698	3.418	9,7	163	328	-165
February-23	34.872	31.347	3.524	10,1	-244	-351	106
March-23	34.640	31.182	3.458	10,0	-232	-165	-66
April-23	35.171	31.661	3.510	10,0	531	479	52
May-23	35.058	31.744	3.314	9,5	-113	83	-196
June-23	34.707	31.395	3.312	9,5	-351	-349	-2
July-23	35.013	31.742	3.271	9,3	306	347	-41
August-23	34.959	31.745	3.214	9,2	-54	3	-57
September-23	34.854	31.686	3.168	9,1	-105	-59	-46

Source: Turkstat, Betam

Table 2: Unemployment, alternative unemployment rates (%) levels (in thousand)

	Unemployment Rate (%)	Persons in Unemployment (in thousands)	Combined Rate of Time-Related Underemployment and Unemployment (%)	Time-Related Underemployed (in thousands)	Combined Rate of Unemployment and Potential Labor Force (%)	Potential Labor Force (in thousands)	Composite Measure of Labor Underutilization (%)	Total
Sep-20	12,6	3925	15,9	1020	21,2	3386	24,1	8331
Oct-20	13,1	4057	17,3	1317	21,8	3471	25,7	8845
Nov-20	13,0	4052	17,1	1261	23,1	4064	26,6	9377
Dec-20	12,6	3908	17,8	1611	23,8	4555	28,3	10074
Jan-21	12,5	3955	20,0	2365	22,8	4210	29,3	10530
Feb-21	13,3	4240	19,7	2046	22,4	3748	28,1	10034
Mar-21	12,8	4176	17,9	1655	20,9	3327	25,4	9158
Apr-21	13,3	4341	19,4	1990	21,4	3362	26,9	9692
May-21	13,3	4279	19,3	1952	21,7	3483	27,2	9714
Jun-21	11,0	3555	15,0	1273	19,1	3205	22,7	8033
Jul-21	11,6	3772	15,9	1408	19,3	3117	23,3	8297
Aug-21	11,9	3930	15,1	1040	18,9	2824	21,8	7793
Sep-21	11,3	3765	14,9	1202	18,3	2858	21,7	7825
Oct-21	11,0	3675	15,5	1484	18,6	3091	22,7	8251
Nov-21	11,1	3715	15,4	1418	18,2	2874	22,1	8007
Dec-21	11,0	3707	15,2	1422	18,6	3157	22,5	8286
Jan-22	11,2	3795	15,5	1442	18,8	3148	22,7	8385
Feb-22	10,8	3633	14,9	1379	18,2	3043	21,9	8055
Mar-22	11,1	3743	15,3	1432	18,4	3040	22,3	8215
Apr-22	10,8	3691	14,3	1200	18,1	3052	21,3	7944
May-22	10,8	3737	15,9	1762	17,6	2852	22,3	8351
Jun-22	10,4	3557	14,0	1248	17,2	2833	20,5	7637
Jul-22	10,2	3465	15,2	1691	18,1	3266	22,7	8421
Aug-22	9,8	3377	13,5	1265	16,5	2751	19,9	7393
Sep-22	10,1	3479	14,0	1343	16,7	2728	20,3	7550
Oct-22	10,2	3513	14,2	1393	16,6	2665	20,4	7571
Nov-22	10,1	3551	14,3	1462	16,9	2856	20,8	7868
Dec-22	10,3	3583	14,9	1625	17,1	2888	21,4	8096
Jan-23	9,7	3418	15,3	1955	16,8	2983	21,9	8355
Feb-23	10,1	3524	16,1	2090	17,9	3311	23,3	8925
Mar-23	10,0	3458	15,0	1738	17,3	3065	22,0	8261
Apr-23	10,0	3510	16,9	2434	17,3	3113	23,6	9057
May-23	9,5	3314	15,8	2225	16,6	3004	22,4	8544
Jun-23	9,5	3312	16,5	2415	17,8	3486	24,1	9213
Jul-23	9,3	3271	14,7	1876	17,7	3556	22,6	8703
Aug-23	9,2	3214	15,2	2100	17,5	3520	23,0	8834
Sep-23	9,1	3168	14,6	1921	16,7	3184	21,8	8273

Source: Turkstat, Betam

Table 3: Seasonally adjusted female and male labor market indicators (thousands)

	Total labor force, Female	Total Employment, Female	Total Unemployed, Female	Total labor force, Male	Total Employment, Male	Total Unemployed, Male	Women LFPR	Women Employment Rate	Men LFPR	Men Employment Rate
Sep-20	9.815	8.387	1.427	21.284	18.787	2.498	30,9	26,4	68,4	60,4
Oct-20	9.692	8.231	1.461	21.370	18.774	2.597	30,5	25,9	68,6	60,3
Nov-20	9558	8154	1404	21512	18864	2648	30	25,6	68,9	60,4
Dec-20	9714	8356	1357	21291	18740	2551	30,5	26,2	68,1	59,9
Jan-21	10046	8604	1442	21555	19042	2513	31,5	27,0	68,8	60,8
Feb-21	10278	8699	1579	21633	18972	2661	32,2	27,2	69,0	60,5
Mar-21	10177	8558	1619	22396	19839	2558	31,8	26,7	71,3	63,2
Apr-21	10486	8885	1601	22146	19407	2740	32,7	27,7	70,5	61,7
May-21	10147	8586	1561	22139	19421	2718	31,6	26,7	70,3	61,7
Jun-21	10290	8834	1456	21896	19796	2100	32,0	27,5	69,5	62,8
Jul-21	10770	9233	1537	21807	19572	2235	33,5	28,7	69,1	62,0
Aug-21	10694	9092	1602	22217	19890	2327	33,2	28,2	70,3	63,0
Sep-21	10960	9372	1588	22375	20197	2178	33,9	29,0	70,7	63,9
Oct-21	10976	9445	1530	22311	20167	2144	33,9	29,2	70,5	63,7
Nov-21	10918	9325	1594	22412	20291	2121	33,7	28,8	70,7	64,0
Dec-21	11123	9621	1502	22623	20419	2205	34,3	29,7	71,3	64,3
Jan-22	11171	9658	1512	22614	20332	2282	34,4	29,7	71,1	64,0
Feb-22	11116	9597	1519	22521	20407	2114	34,2	29,5	70,8	64,1
Mar-22	10939	9422	1517	22883	20657	2226	33,6	29,0	71,8	64,8
Apr-22	11321	9750	1571	22883	20763	2120	34,8	29,9	71,7	65,1
May-22	11530	9956	1574	23057	20894	2163	35,4	30,5	72,2	65,4
Jun-22	11473	9899	1574	22845	20861	1983	35,1	30,3	71,4	65,2
Jul-22	11288	9791	1498	22632	20664	1967	34,5	29,9	70,7	64,5
Aug-22	11514	10052	1461	22875	20959	1916	35,2	30,7	71,3	65,4
Sep-22	11581	10083	1499	22861	20880	1981	35,3	30,8	71,2	65,0
Oct-22	11649	10085	1564	22901	20952	1949	35,5	30,7	71,2	65,2
Nov-22	11970	10416	1554	23084	21087	1997	36,4	31,7	71,7	65,5
Dec-22	11902	10205	1697	23051	21165	1886	36,2	31,0	71,5	65,7
Jan-23	11832	10223	1609	23284	21474	1809	36,0	31,1	72,2	66,6
Feb-23	11878	10356	1522	22993	20991	2002	36,1	31,4	71,2	65,0
Mar-23	11573	9979	1594	23067	21203	1864	35,1	30,3	71,4	65,6
Apr-23	11959	10297	1662	23212	21363	1848	36,3	31,2	71,8	66,1
May-23	11901	10363	1538	23158	21381	1776	36,1	31,4	71,6	66,1
Jun-23	11735	10200	1536	22971	21195	1776	35,5	30,9	71,0	65,5
Jul-23	11908	10387	1521	23105	21355	1750	36,0	31,4	71,3	65,9
Aug-23	11896	10408	1488	23063	21337	1726	36,0	31,5	71,1	65,8
Sep-23	11787	10340	1448	23067	21346	1721	35,6	31,2	71,1	65,8

Source: Turkstat, Betam

Box 1: Definitions of alternative unemployment rates¹

The time-related underemployment: Persons employed in the reference week who worked less than 40 hours in total (in main job and additional job/s) were willing to work additional hours and were available to do so but could not find a job for the extra hours.

The potential labor force: Persons not in employment who would like to work, but for whom the existing conditions limit active job search and/or availability.

The unemployed: The unemployed comprises all persons 15 years of age and over who were not employed during the reference period, had used at least one active channel for seeking a job during the last four weeks, and were available to start work within two weeks.

1) Unemployment rate = [persons in unemployment/labor force]x100

2) Combined rate of time-related underemployment and unemployment =

$$[(\text{persons in time-related underemployment} + \text{persons in unemployment}) / \text{labor force}] * 100$$

3) Combined rate of unemployment and potential labor force =

$$[(\text{persons in unemployment} + \text{potential labor force}) / (\text{labor force} + \text{potential labor force})] * 100$$

4) Composite measure of labor underutilization =

$$[(\text{persons in time-related underemployment} + \text{persons in unemployment} + \text{potential labor force}) / (\text{labor force} + \text{potential labor force})] * 100$$

¹ Detailed information is available in the **Metadata** section of the link : <https://data.tuik.gov.tr/Kategori/GetKategori?p=istihdam-issizlik-ve-ucret-108&dil=1>